

5

1

5

2

5

3

5

4

5

1

5

2

5

3

5

4

4

1

4

2

4

3

4

1

4

2

4

3

3

1

3

2

3

2

3

1


2

1


2

1


5




5




5




5




5




5




5



5




4




4




4




4




4



4




3




3




3




3



2



2



Directions:

Print on heavy cardstock and laminate
Use during whole group fluency practice
Use during independent practice

Credits:

A special thanks to



www.teacherspayteachers.com/Store/Krista-Wallden